



HOW TO

Integrate Canvas

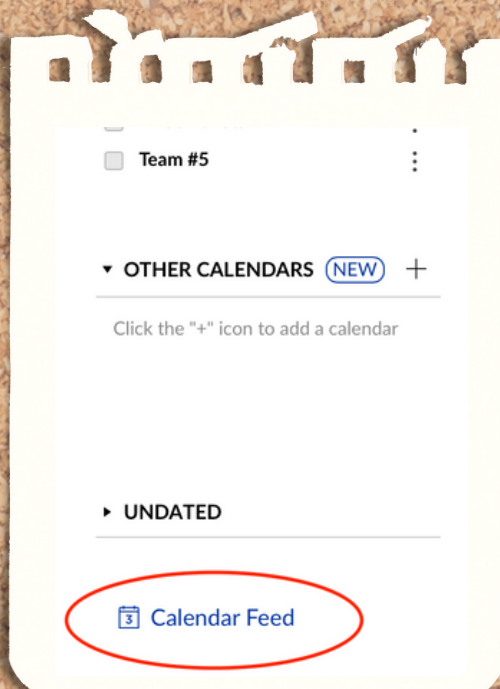
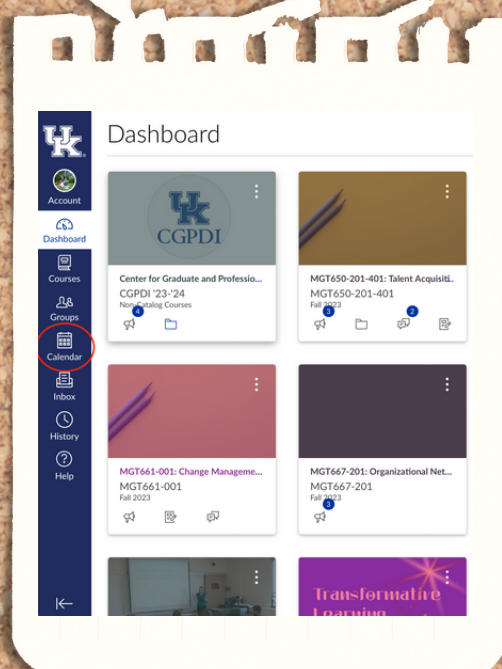


01

Open Canvas

Open Canvas (and your preferred calendar ex. Google or Outlook) on your internet browser. It is possible to do within the app although it often makes it more complicated.

Next, hit the calendar icon on the left handed side.



02

Click Calendar Feed

Once you are on the calendar page you will scroll all the way to the bottom of the page. On the bottom right hand corner will be a button that says "Calendar Feed". Click that.


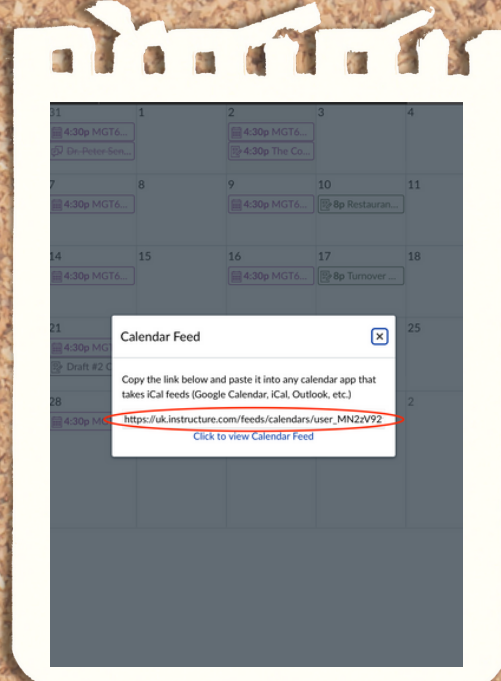
This will be located in settings if you are in the Canvas App

03

Copy The Link

Once you have selected "Calendar Feed" a link should pop up. Copy this link. The link is very long so make sure to get the whole thing. If for some reason the next step does not work, try re-copying the link.

For the app hit subscribe to Calendar



Open Cal + Paste Link

Now open your desired calendar. For:
Apple Cal: File-New Calendar Subscription- *Paste Link*
Google Cal: Click + by "other calendars" - By URL- *Paste Link*
Outlook Cal: Click "Add Calendar"- Subscribe From Web- *Paste Link*